

Total Visitor Count

27.6K

★ Ranked #8

Total Revenue

\$1,153,000

★ Ranking #4

Sales Conversion

25%

★ Ranking #6

Busiest Hour

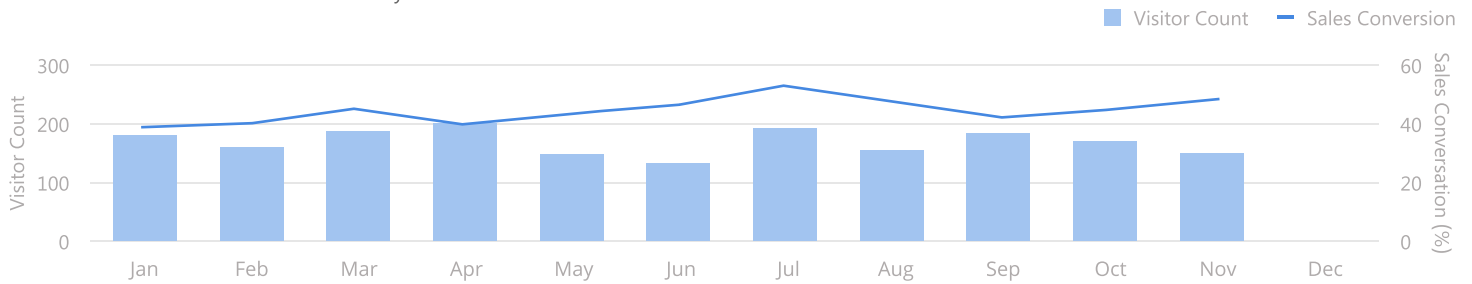
1pm-2pm

Busiest Day

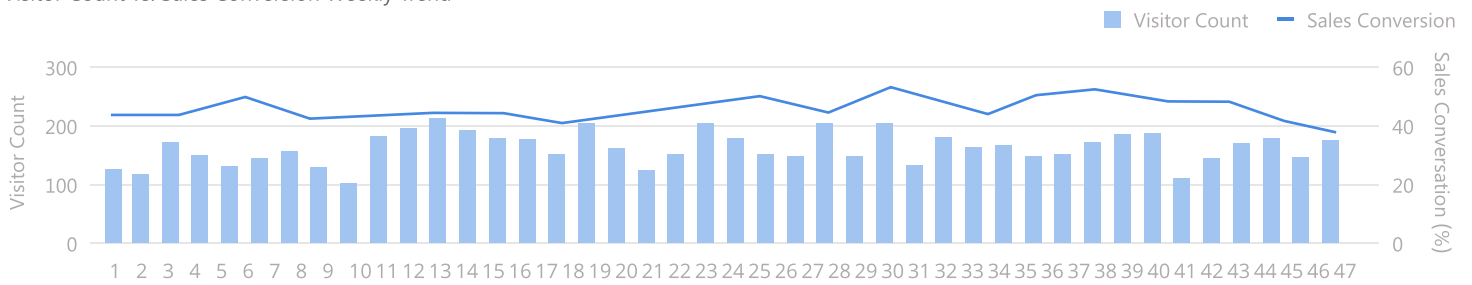
11 Nov 2023

Sales Conversion

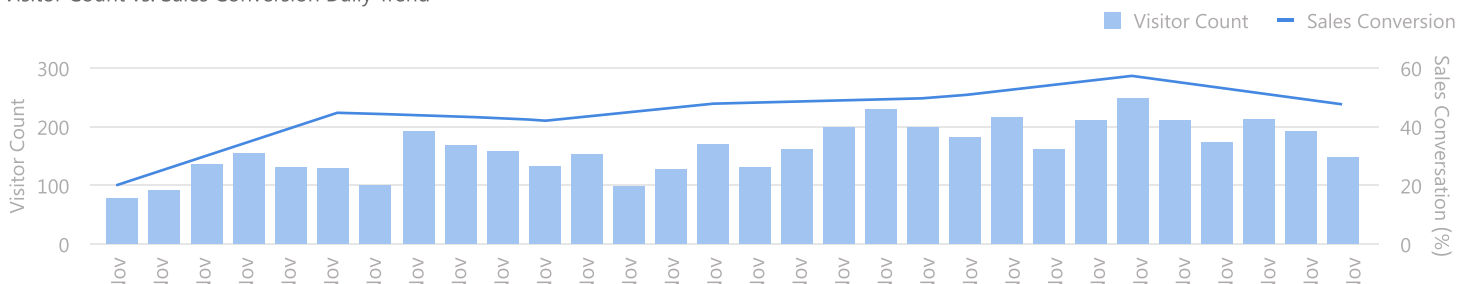
Visitor Count vs. Sales Conversion Monthly Trend



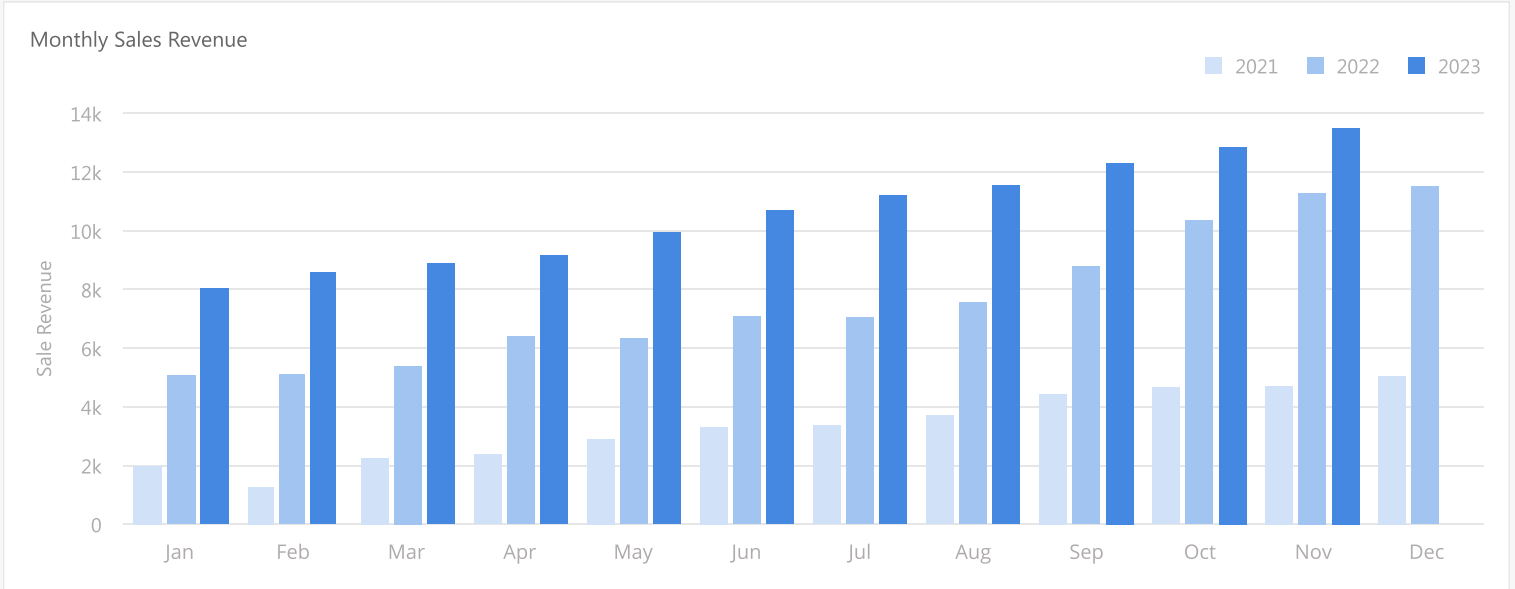
Visitor Count vs. Sales Conversion Weekly Trend



Visitor Count vs. Sales Conversion Daily Trend



## Sales Revenue



## Store Summary

Summary Table

Time	Total Visitor	Number of Transaction	Total Revenue	Sales Conversion
08:00	12	8	8.9K	5.25%
09:00	20	16	16.1K	6.57%
10:00	28	25	16.1K	5.25%
11:00	18	14	24.7K	5.25%
12:00	35	32	22.65K	17.78%
13:00	38	35	25.6K	31.57%
14:00	22	17	18.9K	20.66%
15:00	23	19	14.3K	15.25%
16:00	25	16	12.7K	18.54%
17:00	45	32	34.0K	15.75%
18:00	32	26	14.3K	12.57%
19:00	16	10	15.5K	13.56%
20:00	14	10	18.6K	12.76%
21:00	12	7	8.6K	12.25%
22:00	8	3	5.6K	13.36%