



# FootfallCam 3D Pro2™

For exhibitions

# Usage dashboard

## EVENTS IN THE PAST 12 MONTHS



### Ongoing Campaign

Created Date	Campaign Date	Campaign Name	
01/05/2019	01/05/2019 - 15/05/2019	Artbox Y	<a href="#">Delete Report</a>

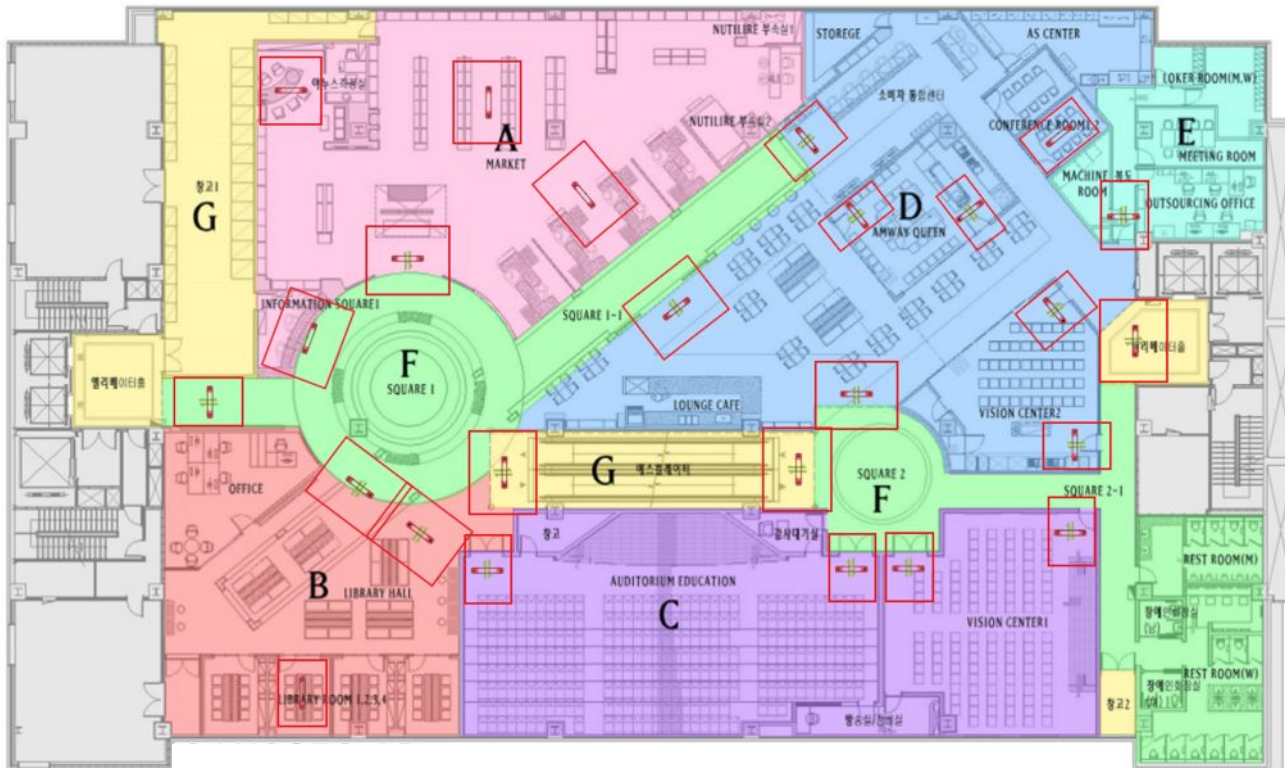
### Past Campaign

Created Date	Campaign Date	Campaign Name		
01/04/2019	01/04/2019 - 03/04/2019	Artist event	<a href="#">View Report</a>	<a href="#">Delete Report</a>
11/03/2019	11/03/2019 - 19/03/2019	Gallery A	<a href="#">View Report</a>	<a href="#">Delete Report</a>
08/03/2019	08/03/2019 - 09/03/2019	Galleria	<a href="#">View Report</a>	<a href="#">Delete Report</a>
09/10/2018	09/10/2018 - 21/11/2018	Event C	<a href="#">View Report</a>	<a href="#">Delete Report</a>
03/06/2018	03/06/2018 - 08/08/2018	Testing phase	<a href="#">View Report</a>	<a href="#">Delete Report</a>

## Overview of past events

Each use of the event space will be listed on the reporting dashboard, further drill down into the data of each event by viewing individual reports

# Solution #1: Quantify number of visitors



## Total number of visitors

Quantify the total number of visitors that enter the exhibition site regardless of which entrance they used

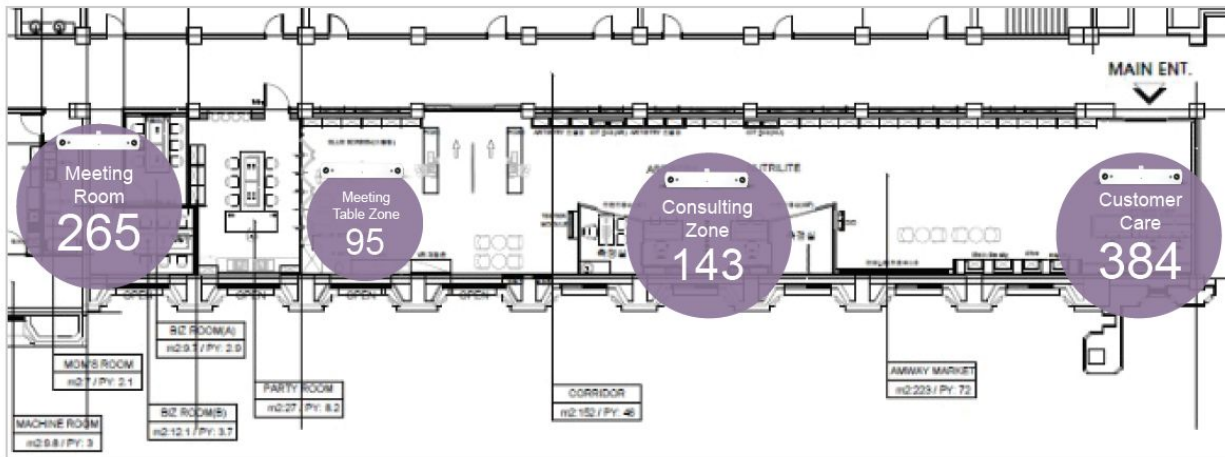
## Number of visitors in each area

By installing FootfallCam at the entrance of each self-assigned zones, quantify the number of visitors in each zones



# Solution #2: Visualise traffic flow of visitors

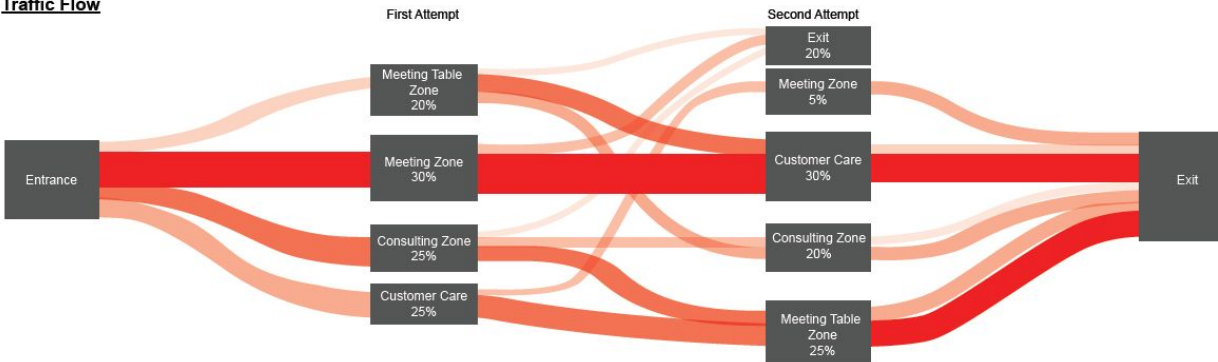
## Zone Counting



## Traffic Flow Tracking

Continuously track the visitors and determine the path of visitors after leaving each zone

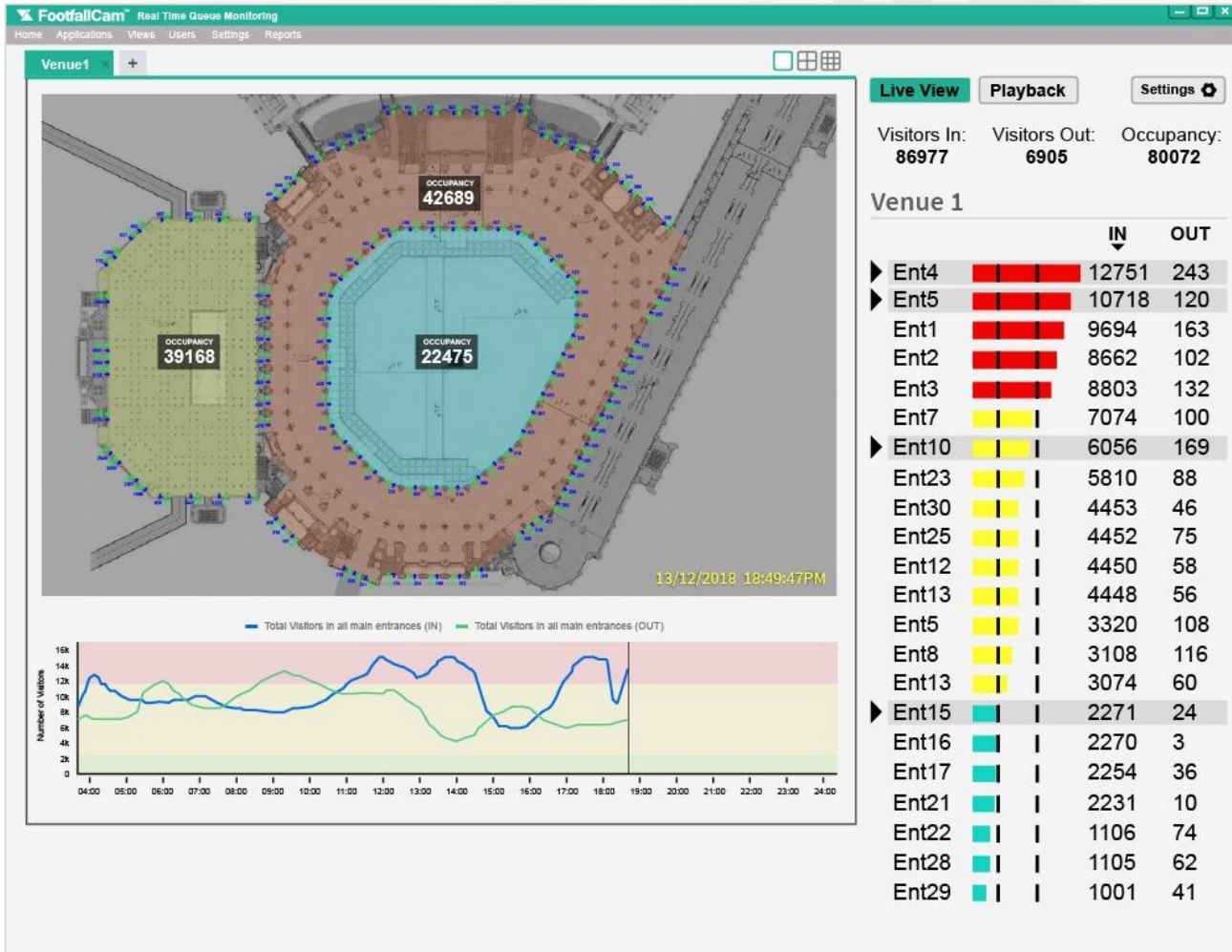
## Traffic Flow



## Colour Significance

The more vivid the hue of colour is, the more popular the travel path is by visitors

# Solution #3: Monitor the occupancy in real time



## Total Area Occupancy

Monitor the total number of visitors in the area in real time, and get alert when the venue is overcrowded

## Area occupancy

Identify the number of visitors in each defined zone in real time to understand traffic count

# Support services

## Floor plan design

Determine where to position the device during each event to ensure no props are obscuring the live view of the device

## Quick turnaround on accuracy audit

We will calibrate and verify the accuracy of the device with a turnaround time of 1 day, ensuring you will have accurate data during your event

## Easy to dismantle and relocate

With only one cable to power the counter, relocation is hassle free. In conjunction to our around the clock support, installing has never been easier



Training installers at Watson Thailand





# Special Package: Tuning for Exhibitions

Due to the nature of the deployment - last minute setup, we offer a special package for event organization. Our team will stand by and tune the FootfallCam for you.

## When to notify us?

We would need **7 to 14 days notification** prior to the actual event.

## Service-Level Agreement

We will require **4 hours** for the tuning that will be carried out the night before the event to achieve the industrial standard of accuracy.

## Pricing

A special provider is needed for urgent support and verification, a fee of **USD 55** will be charged per unit.



# Contact Us

You need further information or have a question?

Please visit:

[www.footfallcam.com](http://www.footfallcam.com)

Subscribe to FootfallCam YouTube channel for more marketing and training videos:

