

Total Visitor Count

**+13%**  
**24,363**

vs. same day last week  
**-19%**

Avg. Visit Duration

**1h35m**

Busiest Hours

**1pm-2pm**

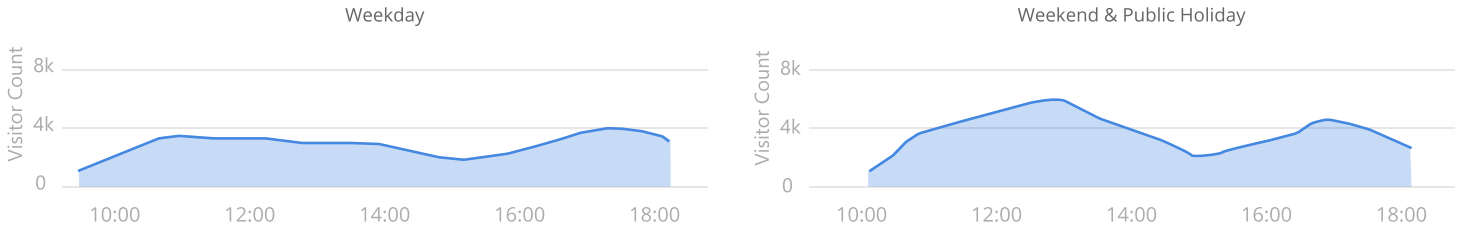
Daily Avg. Visitor Count Weekday

**667**

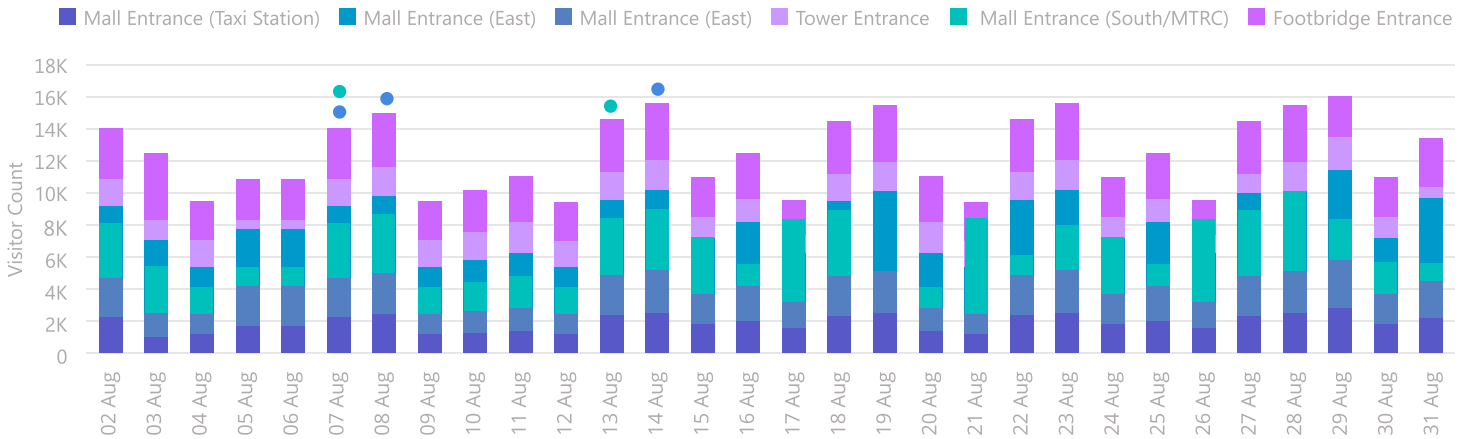
Daily Avg. Visitor Count Weekend and Public Holiday

**1,124**

Visitor Count Profile <sup>①</sup>



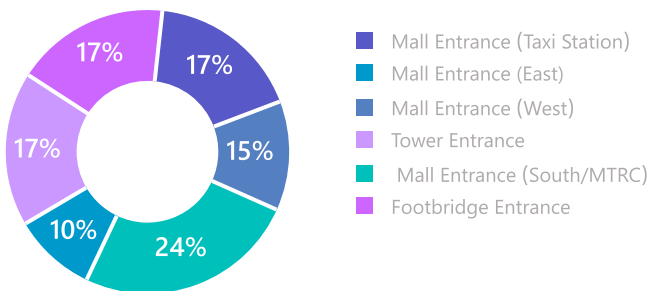
Visitor Count by Entrance Type <sup>①</sup>



User Comments and Campaigns

Date	User Comments	Campaign	Campaign Hours
07 Aug 2023	<Comments>	Happy Hour Promo	6:00 PM - 8:00 PM
08 Aug 2023	-	88 Super Sales	Full Day
13 Aug 2023	<Comments>	-	-
14 Aug 2023	-	Happy Hour Promo	6:00 PM - 8:00 PM

Visitor Distribution by Entrance Type <sup>①</sup>

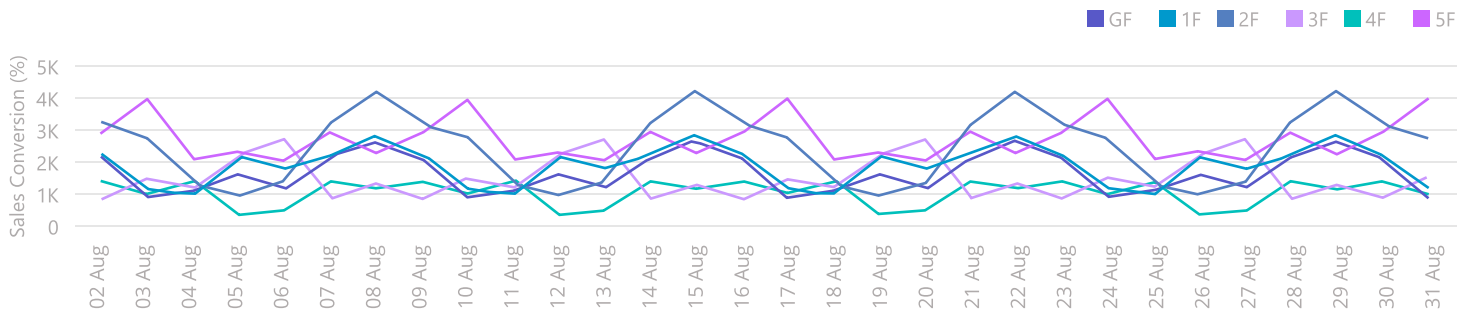


Summary by Entrance Type

Entrance Type	Total Visitor Count	Distribution
<a href="#">Footbridge Entrance</a>	550	20%
<a href="#">Tower Entrance</a>	350	13%
<a href="#">Mall Entrance (East)</a>	280	10%
<a href="#">Mall Entrance (south/MIRC)</a>	620	22%
<a href="#">Mall Entrance (West)</a>	580	21%
<a href="#">Mall Entrance (Taxi Station)</a>	380	14%

# Floor Level Analytics

Visitor Count by Floors

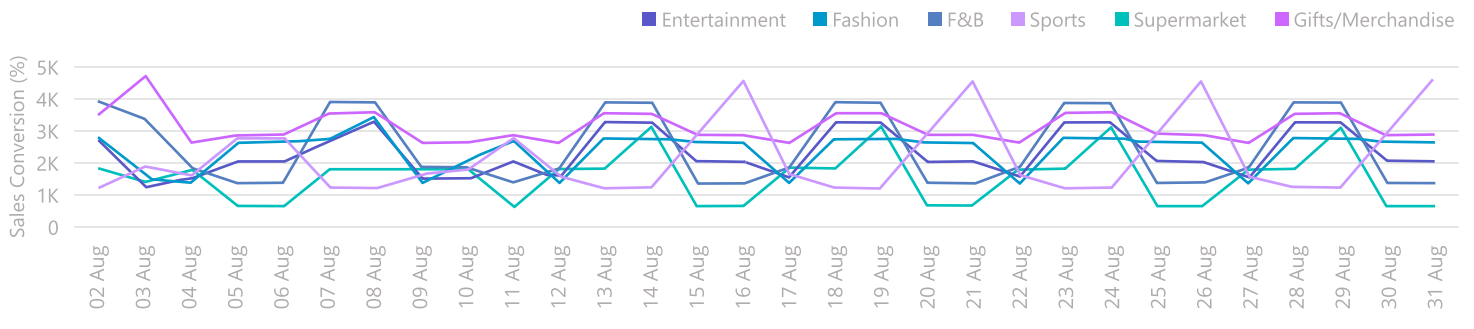


Summary by Floor

Entrance Type	Total Visitor Count	Avg. Visit Duration
<a href="#">G1</a>	550	0h35m
<a href="#">1F</a>	550	0h35m
<a href="#">2F</a>	350	0h58m
<a href="#">3F</a>	280	0h30m
<a href="#">4F</a>	620	1h10m
<a href="#">5F</a>	580	0h45m

# Shop Category Analytics

Visitor Count by Shop Categories



Summary by Shop Category

Entrance Type	Total Visitor Count	Avg. Visit Duration
<a href="#">Entertainment</a>	7023	0h43m
<a href="#">Fashion</a>	8292	0h55m
<a href="#">F&amp;B</a>	22301	2h05m
<a href="#">Sports</a>	7389	0h58m
<a href="#">Supermarket</a>	15023	1h58m
<a href="#">Gifts / Merchandise</a>	4892	0h35m