

# BUS X - BUS LEVEL DAILY REPORT

Report Period: 21/12/2020 - 21/12/2020

Total Passenger Count

190

Average Occupancy

18

Max. Occupancy

46

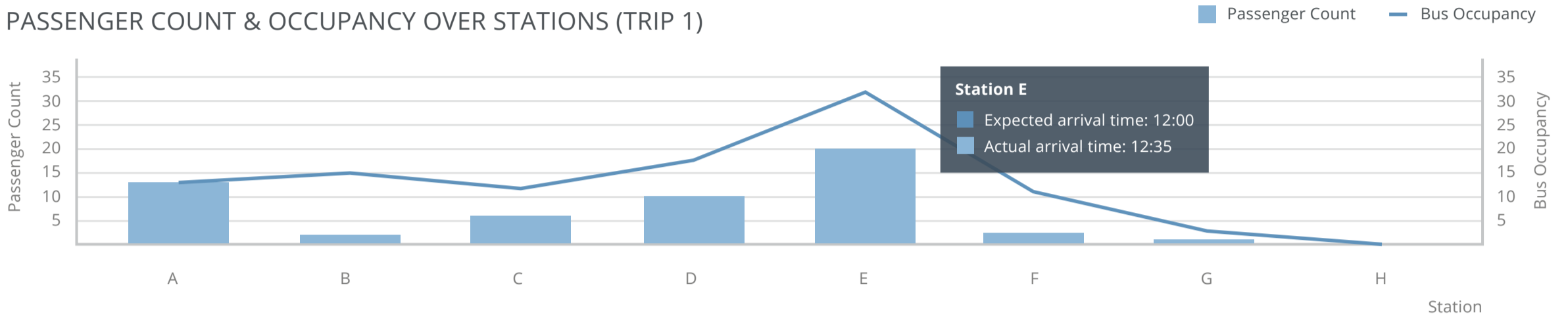
Occupancy Limit Triggered

3

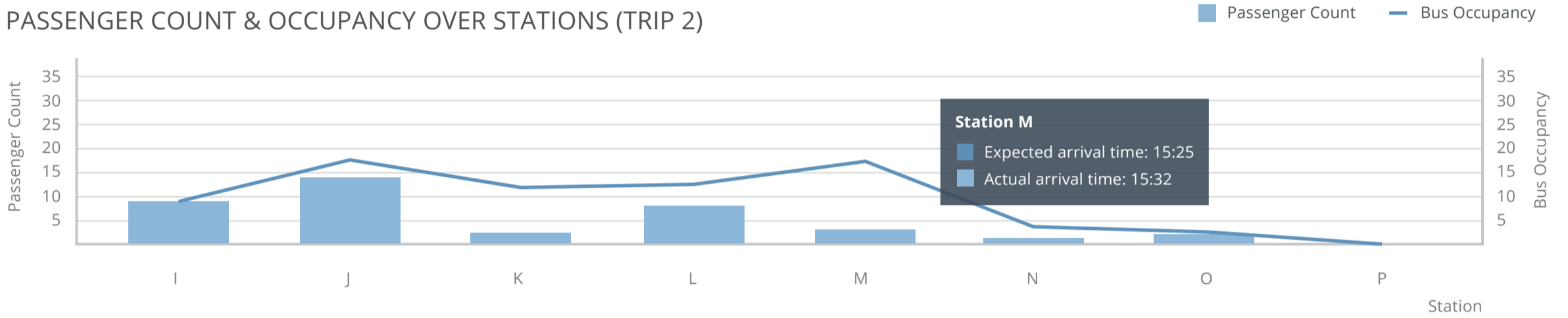
Total Ticket Discrepancy Count

13

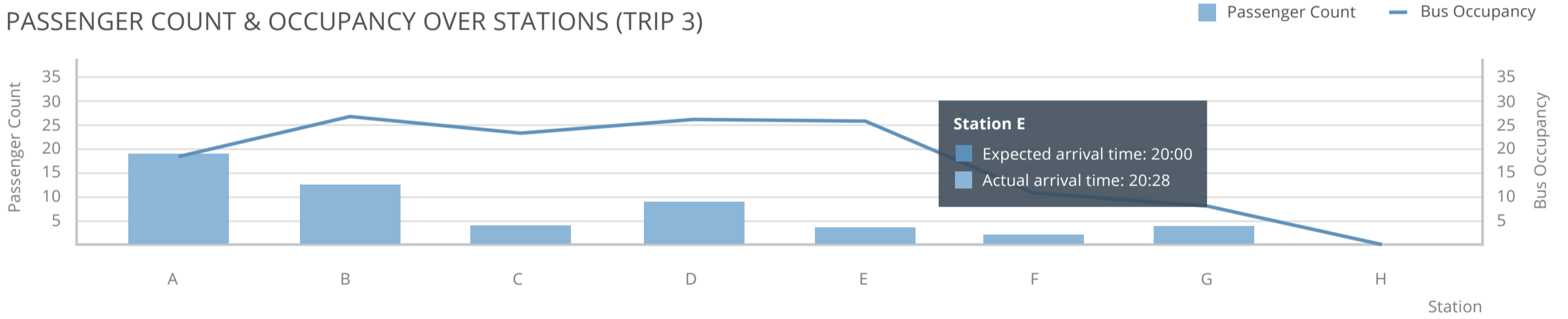
## PASSENGER COUNT & OCCUPANCY OVER STATIONS (TRIP 1)



## PASSENGER COUNT & OCCUPANCY OVER STATIONS (TRIP 2)



## PASSENGER COUNT & OCCUPANCY OVER STATIONS (TRIP 3)



## BUS SUMMARY TABLE

Trip	Station	Schedule Arrival Time	Actual Arrival Time	Time Discrepancy (mins)	Passenger In	Passenger Out	Occupancy	Ticket Sold	Ticket Discrepancy Count
1	A	09:30	09:30	0	13	0	13	13	0
1	B	10:00	10:00	0	4	2	15	4	0
1	C	10:30	10:45	15	7	6	16	6	1
1	D	11:20	11:52	32	15	2	29	15	0
1	E	12:00	12:35	35	20	3	46	18	2
1	F	12:30	13:13	43	2	25	23	2	0
1	G	12:45	13:25	40	1	18	6	1	0
1	H	12:55	13:35	40	0	6	0	0	0
2	I	14:30	14:30	0	7	0	7	7	0
2	J	14:45	14:45	0	15	2	20	13	-2
2	K	15:00	15:05	5	5	7	18	6	0
2	L	15:10	15:15	5	13	10	21	26	3
2	M	15:25	15:32	7	8	4	25	8	0
2	N	15:40	15:53	13	2	20	7	2	0
2	O	16:00	16:10	20	3	7	4	3	0
2	P	16:15	16:41	26	0	3	0	0	0
3	A	17:30	17:30	0	23	0	23	20	-3
3	B	18:00	18:00	0	14	4	33	14	0
3	C	18:30	18:31	1	7	9	31	7	0
3	D	19:20	19:33	13	16	17	30	16	0
3	E	20:00	20:28	28	7	7	30	8	-1
3	F	20:30	21:00	30	2	19	13	2	0
3	G	20:45	21:17	32	6	9	10	7	1
3	H	20:55	21:30	35	0	10	0	0	0