

FootfallCam PoE Switch

Product Code: FC-FPS02/03/04/06

Third Party Product

Accessories



Key Features





- ▶ Built in power supply
- ▶ Supports 10/100 Base-T applications
- ▶ Compact design is ideal for WLAN access
- ▶ Electrical Safety: Low power devices only receive the power they need
- ▶ IEEE 802.3at up 30W POE port
- ▶ Ethernet Terminals
- ▶ Internal Power Supply

FootfallCam PoE Switch provides multiple adaptive RJ45 ports that are used for connecting multiple people counters in a singular location with support on MDI and MDIX auto flipping and wire-speed forwarding. All ports have a PoE function that support IEEE 802.3af / at standard and can be used as an ethernet powered device to automatically detect and provide power to any power receiving devices that meets the standard through a network cable. The FootfallCam PoE Switch is simple and easy to use, with no configuration and is a plug and play device.



FootfallCam PoE Switch

FC-FPS02/03/04/06

PRODUCT SPECIFICATION	FC- FPS02	FC- FPS03	FC- FPS04	FC – FAC06
				
Number of Ports	4	8	16	24
Device Dimension	185 mm(L) x 124 mm(W) x 44 mm(H)	250 mm(L) x 150 mm(W) x 44 mm(H)	295 mm(L) x 165 mm(W) x 44 mm(H)	440 mm(L) x 220 mm(W) x 44 mm(H)
Device Weight	0.8 kg	1.5 kg	2.0 kg	4.0 kg
Protocol	CSMA / CD	CSMA / CD	CSMA / CD	CSMA / CD
Standard	IEEE 802.3, 802.3i, 802.3u, 802.3af, 802.3at, 802.3x	IEEE 802.3, 802.3i, 802.3u, 802.3af, 802.3at, 802.3x	IEEE 802.3, 802.3i, 802.3u, 802.3af, 802.3at, 802.3x	IEEE 802.3, 802.3i, 802.3u, 802.3af, 802.3at, 802.3x
PoE Spec	PoE over current protection PoE circuit sorting protection Power Pin Assignment: 1/2 (+), 3/6 (-)	PoE over current protection PoE circuit sorting protection Power Pin Assignment: 1/2 (+), 3/6 (-)	PoE over current protection PoE circuit sorting protection Power Pin Assignment: 1/2 (+), 3/6 (-)	PoE over current protection PoE circuit sorting protection Power Pin Assignment: 1/2 (+), 3/6 (-)
Transmission Media	10 BaseT Cat 3,4,5 UTP/STP 100 BaseTx Cat 5 UTP/STP	10 BaseT Cat 3,4,5 UTP/STP 100 BaseTx Cat 5 UTP/STP	10 BaseT Cat 3,4,5 UTP/STP 100 BaseTx Cat 5 UTP/STP 1000 Base-SX/LX Cat5 UTP/STP	10 BaseT Cat 3,4,5 UTP/STP 100 BaseTx Cat 5 UTP/STP 1000 Base-SX/LX Cat5 UTP/STP
System Mode	Standby	Standby	Standby	Standby
LED Indicator Light (Per Port)	PoE In Use (Orange) 10/100 Link/Act (Green) Green: Power	PoE In Use (Orange) 10/100 Link/Act (Green) Green: Power	PoE In Use (Orange) 10/100 Link/Act (Green) Green: Power	PoE In Use (Orange) 10/100 Link/Act (Green) Green: Power
Network Interface	4 x 10/100Mbps RJ-45 PoE 1~4 Ports 2 x 10/100Mbps RJ-45 Uplink 2 Ports	8 x 10/100Mbps RJ-45 PoE 1~8 Ports 2 x 10/100Mbps RJ-45 Uplink 2 Ports	16 x 10/100Mbps RJ-45 PoE 1~16 Ports 2 x Gigabit TP + SFP Uplink	4 x 10/100Mbps RJ-45 PoE 1~4 Ports 2 x Gigabit TP + SFP Combo Uplink
PoE Standard	IEEE802.3af / at	IEEE802.3af / at	IEEE802.3af / at	IEEE802.3af / at
Port Power	Maximum 30 W	Maximum 30 W	Maximum 30 W	Maximum 30 W
Total Power	Maximum 65 W	Maximum 150 W	Maximum 160 W	Maximum 370 W
PoE Power	Maximum 63W	Maximum 145W	Maximum 155W	Maximum 350W
Priority	Standby	Standby	Standby	Standby
Store and forward	Standby	Standby	Standby	Standby
Exchange	1.2 Gbp/s	2.0 Gbp/s	7.2 Gbp/s	8.8 Gbp/s
Mac Address Depth	2k	2k	2k	2k
Power Supply Consumption	Maximum 65 W	Maximum 150 W	Maximum 160 W	Maximum 370 W
Power Supply Input	100 – 240 AC, 50/60 Hz, 2A Internal Power Supply	100 – 240 AC, 50/60 Hz, 2A Internal Power Supply	100 – 240 AC, 50/60 Hz, 2A Internal Power Supply	100 – 240 AC, 50/60 Hz, 2A Internal Power Supply
Temperature Usage	0°C ~ 40°C; Operating humidity: 10% ~ 90% RH non-condensing	0°C ~ 40°C; Operating humidity: 10% ~ 90% RH non-condensing	0°C ~ 40°C; Operating humidity: 10% ~ 90% RH non-condensing	0°C ~ 40°C; Operating humidity: 10% ~ 90% RH non-condensing
Temperature Storage	-40°C ~ 70°C; Storage humidity: 5% ~ 90% RH non-condensing	-40°C ~ 70°C; Storage humidity: 5% ~ 90% RH non-condensing	-40°C ~ 70°C; Storage humidity: 5% ~ 90% RH non-condensing	-40°C ~ 70°C; Storage humidity: 5% ~ 90% RH non-condensing

You need further information or have a question? Please visit www.footfallcam.com

©2002-2021 Footfall counter is trademark application of FootfallCam in various jurisdictions. We reserve the right to introduce modifications without notice. All other company names and products are trademarks of their respective companies.